

ELECTRICAL DESIGN GROUP

ELECTRICAL BUILDING SERVICES CONSULTANTS

P.O. Box 15, SHERWOOD Q. 4075

Phone: (07) 3278 4375 Fax: (07) 3716 0222

Web Site: www.edg.net.au Email: brisbane@edg.net.au

C3615a - VICTORIA POINT SHARKS SPORTING CLUB - MINOR WORKS


C3615a-0002(C).xls

ELECTRICAL EQUIPMENT SCHEDULE

REVISION C - 22 SEPTEMBER 2025

THE LIGHT FITTING SUPPLIER CONTACT DETAILS MAY BE AVAILABLE ON THE EDG WEBSITE VIA THE FOLLOWING LINK
www.edg.net.au/Links/Lighting.htm

TYPE	LAMPS	DESCRIPTION	COLOUR / ACCESSORY	CATALOGUE No	REV
L1	22W 3000K LED	REPLACE THE EXISTING DINING ROOM RECESSED DOWNLIGHT WITH A NEW FITTING C/W REMOTE DALI DIMMABLE DRIVER	WHITE	GAMMA ILLUMINATION COBALT 1400-3K-22W	A
L2	22W 3000K LED	NEW DINING ROOM RECESSED DOWNLIGHT C/W REMOTE DALI DIMMABLE DRIVER	WHITE	GAMMA ILLUMINATION COBALT 1400-3K-22W	A
L3	36W 3000K LED	HALL RECESSED DOWNLIGHT C/W REMOTE DALI DIMMABLE DRIVER	WHITE	GAMMA ILLUMINATION COBALT 1441-3K-36W	A
L4	3000K LED	AMENITY RECESSED DOWNLIGHT C/W REMOTE DALI DIMMABLE DRIVER	WHITE	GAMMA ILLUMINATION MYLO 1004-3K-13W	A
L5	TRAILING EDGE DIMMABLE 240 VOLT 2700K E27 LED 250 LUMENS +/- 10% 15,000 HOUR LIFE	PL01 500 X 500 TRIANGLE DECORATIVE PENDANT ALLOW TO ASSEMBLE AND INSTALL CONFIRM THE SUSPENSION HEIGHT ONSITE WITH THE ARCHITECT	NATURAL FABRIC BLACK SUSPENSION	LIGHTING COLLECTIVE SKU FNOR151PL	B
L6	TRAILING EDGE DIMMABLE 240 VOLT 2700K E27 LED 250 LUMENS +/- 10% 15,000 HOUR LIFE	PL02 DECORATIVE PENDANT ALLOW TO ASSEMBLE AND INSTALL CONFIRM THE SUSPENSION HEIGHT ONSITE WITH THE ARCHITECT	WHITE IP	LIGHTING COLLECTIVE SKU FNOR724PL-002	B
S1	12W/M 3000K LED	FLEXIBLE LED ROPE FLEX SCREW FIXED RECESSED IN PLACE BEHIND THE MIRROR AS PER THE DETAILED ELEVATION AND THE ARCHITECTURAL DETAIL PROVIDE THE S1 STRIP WITH A REMOTE 240-24V POWER SUPPLY AND A DALI DIMMABLE INTERFACE UNIT LOCATED IN A CONCEALED ACCESSIBLE POSITION WITH THE LOCATION NOTED ON THE AS CONSTRUCTED DOCUMENTS	WHITE	NPA L-NF-GLOW-WW + POWER SUPPLY & DALI CONTROLLER	A
S2	12W/M 3000K LED	FLEXIBLE LED ROPE FLEX SCREW FIXED RECESSED IN PLACE TO ILLUMINATE UPWARDS AS PER THE DETAILED ELEVATION AND THE ARCHITECTURAL DETAIL PROVIDE THE S2 STRIP WITH A REMOTE 240-24V POWER SUPPLY AND A DALI DIMMABLE INTERFACE UNIT LOCATED IN A CONCEALED ACCESSIBLE POSITION WITH THE LOCATION NOTED ON THE AS CONSTRUCTED DOCUMENTS	WHITE	NPA L-NF-GLOW-WW + POWER SUPPLY & DALI CONTROLLER	A
S3	12W/M 3000K LED	FLEXIBLE LED ROPE FLEX SCREW FIXED RECESSED IN PLACE BEHIND THE MIRROR AS PER THE DETAILED ELEVATION AND THE ARCHITECTURAL DETAIL PROVIDE THE S3 STRIP WITH A REMOTE 240-24V POWER SUPPLY AND A DALI DIMMABLE INTERFACE UNIT LOCATED IN A CONCEALED ACCESSIBLE POSITION WITH THE LOCATION NOTED ON THE AS CONSTRUCTED DOCUMENTS	WHITE	NPA L-NF-GLOW-WW + POWER SUPPLY & DALI CONTROLLER	A



ELECTRICAL DESIGN GROUP

ELECTRICAL BUILDING SERVICES CONSULTANTS

P.O. Box 15, SHERWOOD Q. 4075

Phone: (07) 3278 4375 Fax: (07) 3716 0222

Web Site: www.edg.net.au Email: brisbane@edg.net.au

C3615a - VICTORIA POINT SHARKS SPORTING CLUB - MINOR WORKS


C3615a-0002(C).xls

ELECTRICAL EQUIPMENT SCHEDULE

REVISION C - 22 SEPTEMBER 2025

THE LIGHT FITTING SUPPLIER CONTACT DETAILS MAY BE AVAILABLE ON THE EDG WEBSITE VIA THE FOLLOWING LINK
www.edg.net.au/Links/Lighting.htm

TYPE	LAMPS	DESCRIPTION	COLOUR / ACCESSORY	CATALOGUE No	REV
S4	12W/M 3000K LED	FLEXIBLE LED ROPE FLEX SCREW FIXED RECESSED IN PLACE WITHIN THE BOOTH SEATING SKIRTING AS PER THE ARCHITECTURAL DETAIL PROVIDE THE S4 STRIP WITH A REMOTE 240-24V POWER SUPPLY AND A DALI DIMMABLE INTERFACE UNIT LOCATED IN A CONCEALED ACCESSIBLE POSITION WITH THE LOCATION NOTED ON THE AS CONSTRUCTED DOCUMENTS	WHITE	NPA L-NF-GLOW-WW + POWER SUPPLY & DALI CONTROLLER	A
S5	12W/M 3000K LED	FLEXIBLE LED ROPE FLEX SCREW FIXED RECESSED IN PLACE BEHIND THE SIGN DETAIL AS PER THE DETAILED ELEVATION AND THE ARCHITECTURAL DETAIL PROVIDE EACH SIGN / GROUP OF S5 STRIP WITH A REMOTE 240-24V POWER SUPPLY AND A DALI DIMMABLE INTERFACE UNIT LOCATED IN A CONCEALED ACCESSIBLE POSITION WITH THE LOCATION NOTED ON THE AS CONSTRUCTED DOCUMENTS	WHITE	NPA L-NF-GLOW-WW + POWER SUPPLY & DALI CONTROLLER	A
S6	12W/M 3000K LED	FLEXIBLE LED ROPE FLEX SCREW FIXED RECESSED IN PLACE TO ILLUMINATE DOWN WARDS AS PER THE DETAILED ELEVATION AND THE ARCHITECTURAL DETAIL PROVIDE THE S6 STRIP WITH A REMOTE 240-24V POWER SUPPLY AND A DALI DIMMABLE INTERFACE UNIT LOCATED IN A CONCEALED ACCESSIBLE POSITION WITH THE LOCATION NOTED ON THE AS CONSTRUCTED DOCUMENTS	WHITE	NPA L-NF-GLOW-WW + POWER SUPPLY & DALI CONTROLLER	A
S7	12W/M 3000K LED	FLEXIBLE LED ROPE FLEX SCREW FIXED RECESSED IN PLACE TO ILLUMINATE DOWN WARDS AS PER THE DETAILED ELEVATION AND THE ARCHITECTURAL DETAIL PROVIDE THE S7 STRIP WITH A REMOTE 240-24V POWER SUPPLY AND A DALI DIMMABLE INTERFACE UNIT LOCATED IN A CONCEALED ACCESSIBLE POSITION WITH THE LOCATION NOTED ON THE AS CONSTRUCTED DOCUMENTS	WHITE	NPA L-NF-GLOW-WW + POWER SUPPLY & DALI CONTROLLER	A
S8	12W/M 3000K LED	FLEXIBLE LED ROPE FLEX SCREW FIXED RECESSED IN PLACE WITHIN THE CEILING COFFER AS PER THE ARCHITECTURAL DETAIL PROVIDE THE S8 STRIP WITH A REMOTE 240-24V POWER SUPPLY AND A DALI DIMMABLE INTERFACE UNIT LOCATED IN A CONCEALED ACCESSIBLE POSITION WITH THE LOCATION NOTED ON THE AS CONSTRUCTED DOCUMENTS	WHITE	NPA L-NF-GLOW-WW + POWER SUPPLY & DALI CONTROLLER	B
S9	12W/M 3000K LED	FLEXIBLE LED ROPE FLEX SCREW FIXED RECESSED IN PLACE WITHIN THE CEILING COFFER AS PER THE ARCHITECTURAL DETAIL PROVIDE THE S9 STRIP WITH A REMOTE 240-24V POWER SUPPLY AND A DALI DIMMABLE INTERFACE UNIT LOCATED IN A CONCEALED ACCESSIBLE POSITION WITH THE LOCATION NOTED ON THE AS CONSTRUCTED DOCUMENTS	WHITE	NPA L-NF-GLOW-WW + POWER SUPPLY & DALI CONTROLLER	B



ELECTRICAL DESIGN GROUP

ELECTRICAL BUILDING SERVICES CONSULTANTS

P.O. Box 15, SHERWOOD Q. 4075

Phone: (07) 3278 4375 Fax: (07) 3716 0222

Web Site: www.edg.net.au Email: brisbane@edg.net.au

C3615a - VICTORIA POINT SHARKS SPORTING CLUB - MINOR WORKS

C3615a-0002(C).xls

ELECTRICAL EQUIPMENT SCHEDULE


REVISION C - 22 SEPTEMBER 2025

THE LIGHT FITTING SUPPLIER CONTACT DETAILS MAY BE AVAILABLE ON THE EDG WEBSITE VIA THE FOLLOWING LINK
www.edg.net.au/Links/Lighting.htm

TYPE	LAMPS	DESCRIPTION	COLOUR / ACCESSORY	CATALOGUE No	REV
WL1	4W 2700K TE DIMMABLE LED	180D X 90 DECORATIVE WALL LIGHT C/W INTEGRAL TE DIMMABLE DRIVER TO BE MOUNTED AS PER THE ARCHITECTURAL ELEVATION	FROSTED GLASS OLD BRASS	LIGHTING COLLECTIVE INVERTD GLASS DOME AIR WALL LIGHT	B
E1	LED	EMERGENCY LIGHT: RECESSED NON-MAINTAINED EMERGENCY LIGHT. AS2293 CLASSIFICATION C0-D63 - C90-D63.	WHITE	CLEVERTRONICS LLIFE	A
EX	LED	EXIT LIGHT: MAINTAINED 24M VIEWING DISTANCE EXIT LIGHT C/W DIFFUSERS & DIRECTIONAL ARROWS AS SHOWN. CEILING SURFACE MOUNT OR WALL MOUNT BETWEEN 2100mm & 2700mm AFFL IF THERE IS NO VERTICAL SURFACE TO MOUNT THE FITTING ON WITHIN THIS RANGE CONFIRM THE MOUNTING HEIGHT WITH THE ENGINEER. AS2293 CLASSIFICATION C0-D1.25- C90-D2	WHITE	CLEVERTRONICS LUBPRO-SM	A
CHANNEL x		CONTROL CHANNEL WITH A NUMERICAL REFERENCE. REFER TO THE POWER AND LIGHTING CONTROL SCHEMATIC / SCHEDULE			C
PROXIMITY DETECTOR SWITCH (PD)		NO LONGER REQUIRED			C
LIGHTING CONTROL SWITCH PANEL 1 (SP1)		EXISTING LIGHTING CONTROL STATION TO BE PROVIDED WITH A 6-BUTTON PROGRAMMABLE SWITCH PANEL C/W CENTRAL LCD DISPLAY REMOVE THE EXISTING LIGHTING CONTROLS THAT BECOME REDUNDANT DUE TO THE WORKS. REPLACE THE FACEPLATE AS NECESSARY TO ACCOMMODATE THE EXISTING LIGHTING CONTROLS THAT REMAIN.	ALUMINIUM	DYNALITE ANTUMBRA DISPLAY	A
LIGHTING CONTROL SWITCH PANEL 2 (SP2)		EXISTING LIGHTING CONTROL SWITCHPANEL ABOVE DB-EY REMOVE THE EXISTING LIGHTING CONTROLS THAT BECOME REDUNDANT DUE TO THE WORKS. REPLACE THE FACEPLATE AS NECESSARY TO ACCOMMODATE THE EXISTING LIGHTING CONTROLS THAT REMAIN.			A
HAND DRYER CONNECTION (HD)		SINGLE POWER OUTLET C/W CIRCUIT IDENTIFICATION ON THE FACEPLATE BEHIND THE SURROUND FOR THE HAND DRYER MOUNT THE GPO AS PER THE ARCHITECTURAL DETAIL	WHITE UNLESS NOTED AS BLACK (BK)	CLIPSAL C2000 SERIES	A
SINGLE POWER OUTLET		SINGLE POWER OUTLET C/W CIRCUIT IDENTIFICATION ON THE FACEPLATE BEHIND THE SURROUND MOUNT AT 300mm AFFL U.N.O. RATING 10A U.N.O.	WHITE UNLESS NOTED AS BLACK (BK)	CLIPSAL C2000 SERIES	A
DOUBLE POWER OUTLET		DOUBLE POWER OUTLET C/W CIRCUIT IDENTIFICATION ON THE FACEPLATE BEHIND THE SURROUND MOUNT AT 300mm AFFL U.N.O. RATING 10A U.N.O.	WHITE UNLESS NOTED AS BLACK (BK)	CLIPSAL C2000 SERIES	A
SPECIAL PURPOSE OUTLET		SPECIAL PURPOSE OUTLET TYPE AS NOTED. MOUNT AT 1350mm AFFL U.N.O. RATING 20A U.N.O. CONNECT TO EQUIPMENT VIA FLEXIBLE CONDUIT.			A

C3615a-0002(C).xls

Pages inc. any attach. 3 of 4



ELECTRICAL DESIGN GROUP

ELECTRICAL BUILDING SERVICES CONSULTANTS

P.O. Box 15, SHERWOOD Q. 4075

Phone: (07) 3278 4375 Fax: (07) 3716 0222

Web Site: www.edg.net.au Email: brisbane@edg.net.au

C3615a - VICTORIA POINT SHARKS SPORTING CLUB - MINOR WORKS

C3615a-0002(C).xls

ELECTRICAL EQUIPMENT SCHEDULE

REVISION C - 22 SEPTEMBER 2025

THE LIGHT FITTING SUPPLIER CONTACT DETAILS MAY BE AVAILABLE ON THE EDG WEBSITE VIA THE FOLLOWING LINK
www.edg.net.au/Links/Lighting.htm

TYPE	LAMPS	DESCRIPTION	COLOUR / ACCESSORY	CATALOGUE No	REV
SINGLE-PHASE ISOLATOR		SINGLE-PHASE WEATHERPROOF ISOLATOR. MOUNT AT 1350mm AFFL U.N.O. RATING 20A U.N.O. CONNECT TO EQUIPMENT VIA FLEXIBLE CONDUIT.	-	CLIPSAL WHT20	A
THREE-PHASE ISOLATOR		THREE-PHASE WEATHERPROOF ISOLATOR. MOUNT AT 1350mm AFFL U.N.O. RATING 20A U.N.O. CONNECT TO EQUIPMENT VIA FLEXIBLE CONDUIT.	-	CLIPSAL WHT35	A
SIGN CONNECTION		COORDINATE THE LOCATION AND CONNECTION WITH THE SIGN CONTRACTOR ENSURING THE GPO / ISOLATORS ARE PROVIDED WITH APPROPRIATE WEATHER PROTECTION AND ARE CONCEALED FROM VIEW.			A
DISTRIBUTION BOARD DB-E		REPLACE THE EXISTING DISTRIBUTION BOARD DB-E AS PER THE DB-E SCHEDULE. COLOUR WHITE HINGED ESCUTCHEON C/W 1/4 TURN LATCHES AND D HANDLES. PROVIDE A SHOP DRAWING OF DB-E FOR APPROVAL WITHIN TWO WEEKS OF THE CONTRACT BEING AWARDED TO THE BUILDER OR AGREE TO A CREDIT VARIATION OF \$5,000.00 IF THE SHOP DRAWINGS ARE NOT PROVIDED BY THIS TIME.			A
MAIN SWITCHBOARD (MSB)		MAIN SWITCHBOARD TO BE REMAIN AS IS			A
COMMUNICATIONS RACK (CR-A)		EXISTING COMMUNICATIONS RACK TO BE PROVIDED WITH ADDITIONAL PATCH PANEL AS NECESSARY TO ACCOMMODATE THE WORKS.			A
COMMUNICATIONS OUTLET		RJ45 CAT-6 COMMUNICATIONS OUTLET, CABLED BACK TO CAT 6 PATCH PANELS IN RACK CR-A VIA 4-PAIR CAT-6 UTP CABLE. MOUNT UP TO 3 RJ45 OUTLETS PER MULTI-GANG FACEPLATE WITH SEPARATE PERMANENT LABELLING FOR EACH OUTLET. MOUNT AT 300 AFFL UNLESS NOTED OTHERWISE	WHITE UNLESS NOTED AS BLACK (BK)	CLIPSAL C2000 SERIES	A
FIRE INDICATOR PANEL (FIP)		EXISTING FIRE INDICATOR PANEL TO BE UPGRADED AS NECESSARY TO ACCOMMODATE THE WORKS.			A
FIRE EVACUATION SPEAKER		RECESSED 5W TWO-TONE 8-INCH CONE ALERT AND EVACUATION SPEAKER TO AS1670.1 C/W 100V MULTI-TAP TRANSFORMER AND FLUSH GRILLE PAINTED OUT TO MATCH THE CEILING. (SM) DENOTES TO BE SURFACE MOUNT			A
SMOKE DETECTOR		SURFACE MOUNTED WHITE AS7240.7 POINT SMOKE DETECTORS WITH A PERFORMANCE OF 6 TO 12 % OBS/M SET AT 7.8 %.			A
CONCEALED SPACE SMOKE DETECTOR		CONCEALED SPACE ADDRESSABLE AS7240.7 POINT SMOKE DETECTORS WITH A PERFORMANCE OF 6 TO 12 % OBS/M SET AT 7.8 %. PROVIDE THE DETECTOR WITH A WHITE REMOTE INDICATOR AND ACCESS BRACKET AS REQUIRED.			A
THERMAL DETECTOR		SURFACE MOUNTED WHITE AS7240.5:2018 TYPE B SEALED FIXED TEMPERATURE ADDRESSABLE THERMAL DETECTOR WHITE.			A
AUTO DOOR INTERFACE		INTERFACE THE FIRE ALARM SYSTEM INTO THE AUTO DOOR TO UNLOCK UPON ALARM			C
DOOR CONTROLLER (DC)		AUTO DOOR CONTROLLER SUPPLIED AS PART OF THE SUPPLY OF THE AUTO DOOR. LOCATED AT HIGH LEVEL ABOVE THE DOOR AS PER THE AUTO DOOR SUPPLIER REQUIREMENTS.			C
THERMAL DETECTOR		AUTO DOOR CONTROL PANLE PROVIDED AS PART OF THE SUPPLY OF THE AUTO DOOR. PROVIDE A 12 CORE SECURITY CABLE FROM THE AUTO DOOR CONTROL PANEL TO THE DOOR CONTROLLER WITH 1000 TILES AT EACH END FOR CONNECTION BY THE AUTO DOOR SUPPLIER.			C

C3615a-0002(C).xls

Pages inc. any attach. 4 of 4